

Squirrels EBL Spring 2025

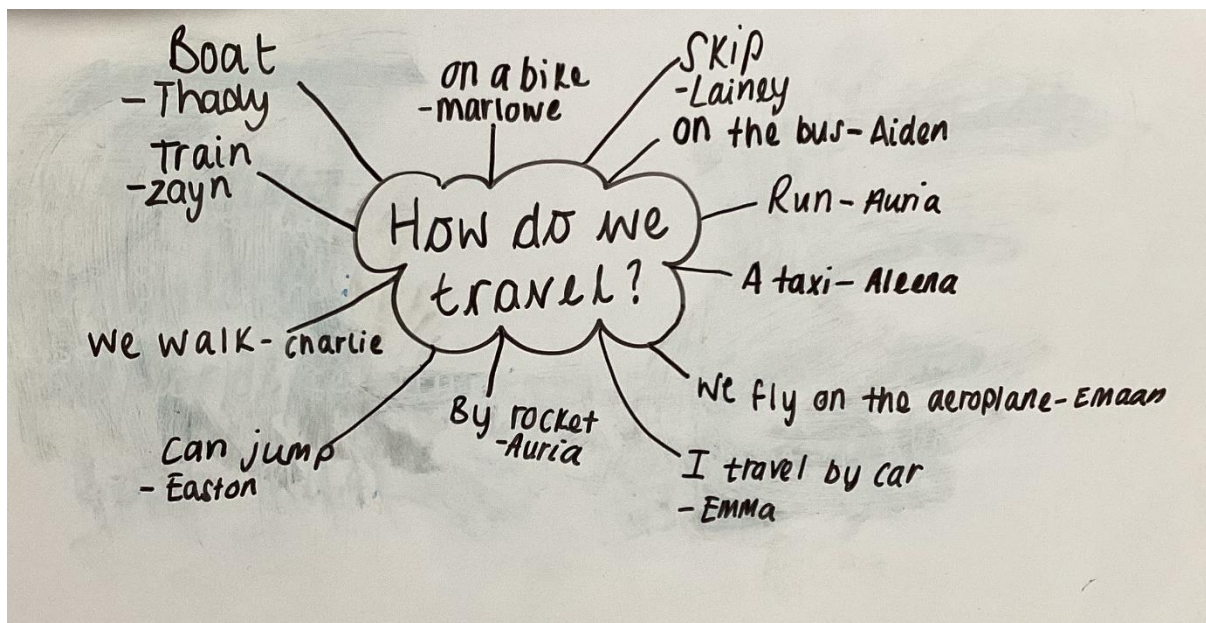
'How do we travel?'



We started off our enquiry based learning by asking the children
'How do we travel?'

We explored the question over this term with the children by looking at themselves, how they travel to school, how we can travel outside of school, travel by land, sea and air and people who operate transport. Here is what we did and what we found out.

First we created a mind map of what the children understood by travel. We used the word 'move' to support their understanding.



The children have explored ways of travelling in the gym, we have been using different music to show how certain animals travel and talked about the language we can use to say how animals might move.



Crawl, walk, slide, climb, bounce, run, jump, hop, skip, wiggle, spin, dance, slither, stomp, tip toe and march are some of the words we have used!



We continued exploring this in the classroom, talking about how different animals that we could find in our provision would travel.



‘He can fly.’



‘The shark can swim in the water.’



‘The monkey can climb and swing.’ ‘The dinosaurs stomp and are loud.’



Outside, we enjoy using the equipment to show how we can travel.
We are developing lots of different gross motor skills.



We talked about the ways in which we travel to and from school and created a pictogram. The children used their faces to show how they travel and then we counted and made a tally for each section together.



We found that most of the children in our class travel by car and only a small number of our friends get the bus or walk.

We explored how vehicles can travel in the small world and outside area using our hands as a force to move them by pushing and pulling...




...and we used design to construct and make different things that can travel and explored how they moved.



We followed on from this by exploring how we can travel on land, sea and air. First, we choose types of transport and sorted them.



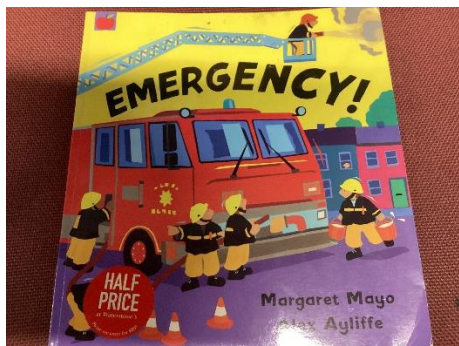
We also recreated types of transport on the computer using the 2simple programme, improving our mouse skills.



The children also enjoyed exploring transport through playdough, cutting and sticking, puzzles, reading and mark making.



We read stories and watched videos about the people who help us and to support our understanding about the types of vehicles they need to do their jobs.



As we were coming to the end of our topic, we asked the children our topic question again to see what the responses would be this time. They were excited and keen to share all the new vocabulary they had been learning over the half term!

Our end product



