

“Who are the people who help us?”

Squirrels Class

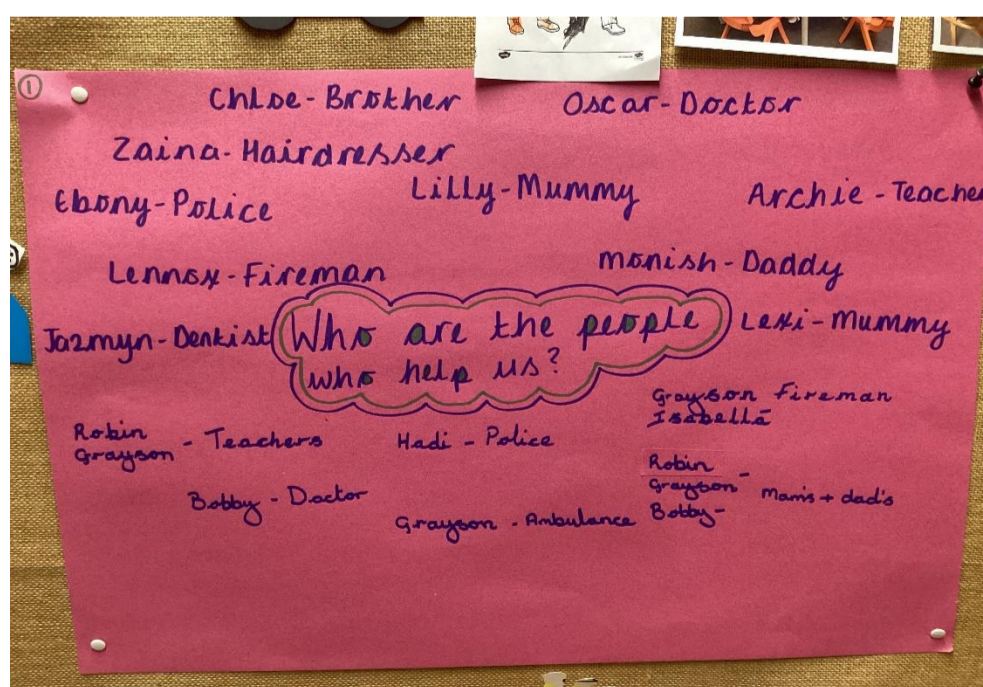
Enquiry Based Learning



We began our enquiry based learning by introducing the term 'people who help us'. We asked the children what this term meant to them and if they understood the concept. It was important that the children had a solid understanding of what 'help' meant before starting our enquiry.



We asked the children 'who can help us?' and they came up with a variety of ideas to begin our Enquiry Based Learning topic.





We began by reading a range of fiction and non-fiction books and watched videos about people who can help us during group time and also as part of our class story time so the children could choose using our voting station.



I fix the cars.



I help the people who are sick.



The children explored different jobs using our role play corner where they could try on different outfits. The children were very good at using their



I'm on the phone. I help at the hospital.

I put the bandages on. Her arm is hurt.



We played with the puppets and pretended to take on the different roles.




The children enjoyed playing matching games, learning about the people and talking about what the people would wear for their different jobs. We talked about why people had to wear certain clothes.


We looked at roles in the community and the children were able to match and talk about what each person may need to do their job.



We have been practising our cutting skills too whilst talking about the people who help us.



We also explored transport and the types of transport the emergency services would use. We also looked at which types of transport would go on land, sea or air.



The children also got creative and made their own emergency vehicles using different materials.

This is my police car,
it goes really fast!
These are the police!
Archie



This is a fire engine,
its loud!
Here are the firefighters!
Yukthikasri





This is my
ambulance, it gets
the people and takes
them to hospital.
Grayson





We also made our own vehicles in ICT using the 2Simple programme. We have been practising using the mouse and using it to click and drag.






We finished off our topic with the children talking about and drawing what they would like to be when they grow up and asking the question 'why?'. They were mostly able to tell us what those people did in their jobs that made them want to do it as well.




Our finished topic display!






Our finished topic display!







Our final display

