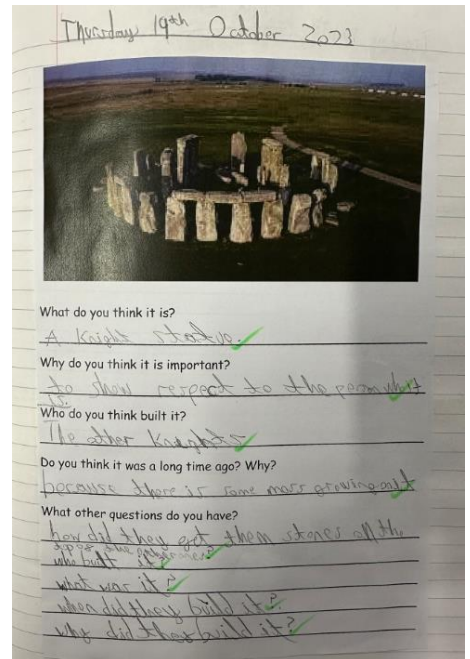


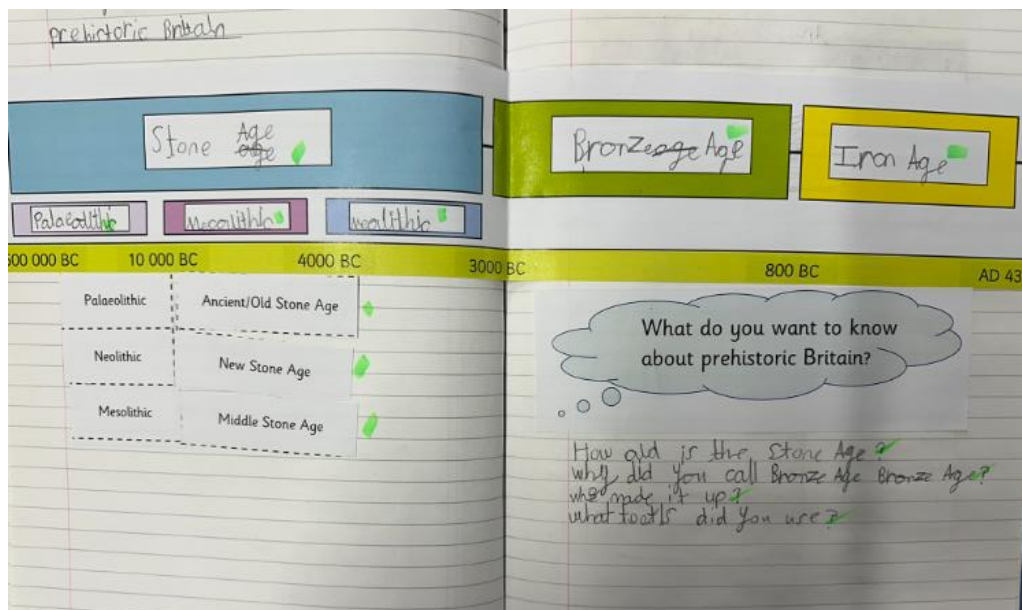
Year 4 Honeybees, Autumn 1 Enquiry Based Learning.

Which prehistoric time period would you prefer to live in?

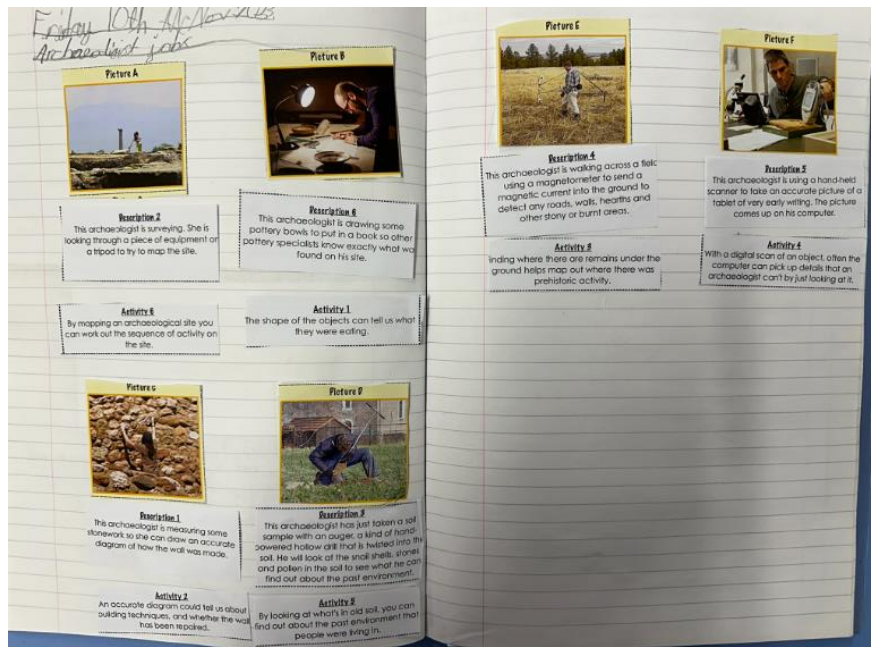
We began our topic by looking at videos and images of Stonehenge – except we didn't know what it was at the time! We had to make predictions about what it was and why it was made.




Next, we learned about the dates of the Stone Age, Bronze Age and Iron Age on a timeline. We also thought of some questions we wanted to find out about prehistoric Britain.




We learnt about the jobs of an archaeologist and how they and us can find things out about the past, especially prehistory.



In our English lessons, we read the book 'Stone Age Boy' which helped us to further understand what life was like in the Stone Age. We visited the outdoor wilderness area to have a 'Stone Age Experience Day'...



Some children were so interested and excited, that they used their playtimes to try and make tools and weapons using natural objects.



We spent each week focussing on a different aspect of life and finding out about how things changed from the Stone Age to the Iron Age. We used our research skills and looked at...



Shelters:

Thursday 16th November 2023
How did shelter/houses change from the Stone Age to the Iron Age?

	Palaeolithic	Mesolithic	Neolithic	Bronze Age	Iron Age
Pictures					
What were the walls made of?	Shelter rock	Wood and grass	Stone was made from trees or logs with mud or clay on the sides	Walls were made from mud or clay with straw or reeds	Walls were made from stone or brick
What was the roof made of?	Animal skins	Leaves and tree branches	Straw was used to build the roof shelter	Straw was used to build the roof shelter	Roofs were made from stone or brick
What was the floor made of?	He floor	He floor	He floor	He floor	He floor
Other facts					

I think that the best change about shelter/houses was that the Iron Age people had the best shelter/houses. They had the best shelter/houses because they had the best shelter/houses. I would prefer to live in a _____ shelter/house.

Tools and weapons:

Clothing:

Food:

Shields were attached to cover them. If they were going to go to a fight, it was made out of animal skin or wood.

Axe were used to knock trees and animal skin. It was made out of stone or wood.

Iron Age
Iron Age people discovered iron by melting tiny pieces of iron in it. They learned to use charcoal to burn bronze. They used iron to make tools and weapons.

Tools were used to pick up iron. Iron was used to pick up iron.

A hammer was used to hit things.

Stone Age

- The earliest Palaeolithic people wore animal skins, furs, and furs.
- The belts in the Palaeolithic - these belts were made from animal leather or flexible plants.

Bronze Age

- The clothes were made from wool woven into energy of fabrics.
- Women would wear long skirts.
- They would also wear tunics.
- It was a job for all children to pick up wool from the sheep.
- They would have wool on a loom to make material.

What food did people eat in the Stone Age?

Stone Age

What did they eat?	How do we know?
Meat bones	Scientists find evidence of a diet of animal bones and plants.
Hard nuts	Scientists find evidence of a diet of animal bones and plants.
Mushrooms	Scientists find evidence of a diet of animal bones and plants.

Bronze Age

What did they eat?	How do we know?
Sea shells	Scientists find evidence of a diet of animal bones and plants.
Wheat	Scientists find evidence of a diet of animal bones and plants.
Beef	Scientists find evidence of a diet of animal bones and plants.

Iron Age

What did they eat?	How do we know?
Beef	Scientists find evidence of a diet of animal bones and plants.
Pork	Scientists find evidence of a diet of animal bones and plants.
Wheat	Scientists find evidence of a diet of animal bones and plants.

In small groups, we discussed which prehistoric time period we would prefer to live in, thinking about all of the things we had learnt. Some of us even changed our minds after listening to other peoples ideas! We created posters to share our thoughts.

