

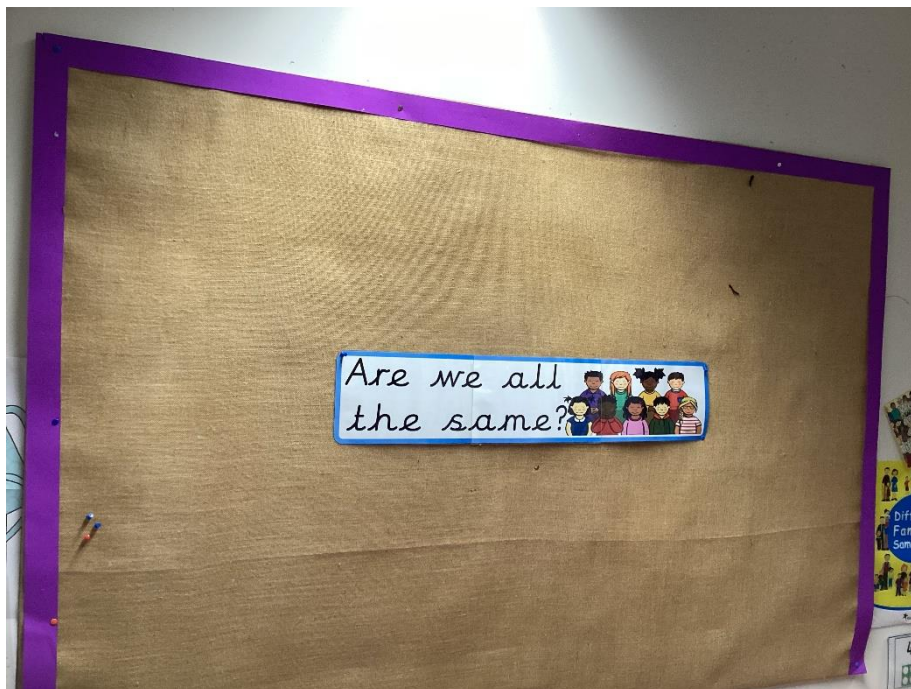


“Are we all the same?”

Squirrels Class

Enquiry Based Learning

We started our Enquiry Based Learning by asking the children “Are we all the same?” We ensured children had understanding on vocabulary ‘same’ and different.’ Children then shared their ideas of how we are all different, they came up with ideas such as ‘I am a boy’ ‘I am a girl’ ‘I have dark hair’ ‘I have short hair.’ These are some of the ideas we further explored, we created a class working wall for our learning to be displayed.




First we asked the children if they were a girl or a boy and all children were able to answer this and place their photo. They then discussed who else was a boy or a girl by pointing at their friends photos. We then chose the boys to line up first, for example, or the girls get their coats on to check their understanding.




The children to draw a self portrait and talked about parts of their body. We found that all of our friends had eyes, nose, lips etc and could point these out on our friends and we could name other parts of our bodies aswell. We also sang many rounds of head, shoulders knees and toes to encourage labelling of body parts physically and verbally.





The children were also able to talk about how they felt looking at their photo, happy or sad and how their friends looked in their photos





Some of the children went on to create their own pictures using playdough, pointing out their and their friends facial features.

Eye colour		
		
Chloe Zaina Zayn Jazmyn Archie Monish Hadis Isabella Elijah Bobby Miss Bulmer	Ebony Oscar Lilly Natalia Robin Grayson Lexi B. Serena (Dark Blue)	Lexi T Lennox

We then explored eye colour, children looked into a mirror so they could see their reflection. Children could then comment on if they had blue, brown, green eyes. We then did a further tally chart to see which colour was the most popular.

The children also created an image of themselves using paint and materials. The children used a mirror to choose the paint colour and hair colour for their representation. The children could talk about their skin colour, eye colour and hair colour and we encourage talking about how they looked different to their friends during the activity.



We then discussed when our birthdays were, children could then see how we all have different birthdays and are different ages. We created a display with everyone's birthdays on. This also helped children to learn the months of the year.



We brought in photos of our families and talked about them with our classmates. We could talk about our family, who we live with and know that our friends have different important people in their lives. We went on to make houses and use them for our class calendar!



We used our photos to draw our own families, talking about how some people are taller and some people are shorter.





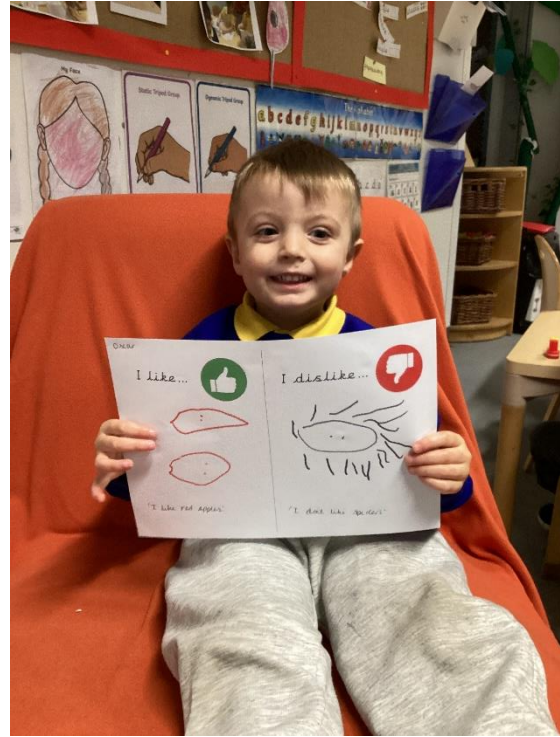
We talked about where our families come from using our class map. We know that we live in the United Kingdom but that we can also have family and friends that come from or live all over the world who speak different languages like Spanish that we are learning in Nursery.






We shared many fiction and non-fiction books looking at where in the world people live and talking about how people live in different houses and can live with different people.





Children shared their likes and dislikes, and were able to draw or mark make their ideas. This then provoked a discussion on how we all like different things and dislike different things. The children were able to join in with their ideas together.



We asked the children again in our final week whether we are all the same. The majority of children were able to say they were different to their friends but had lots of things that were the same.

Our final display with all the children's work

