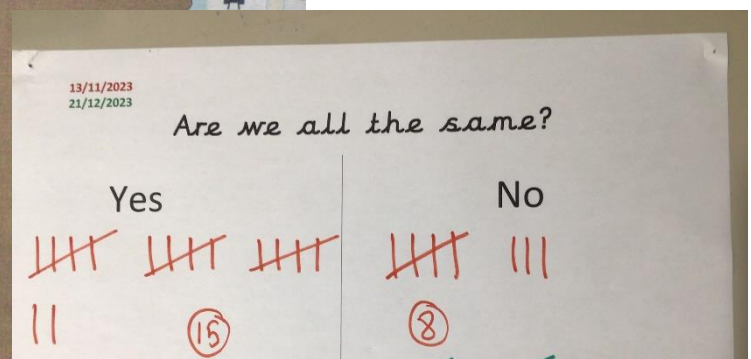







# Are we all the same?



We began our enquiry based learning by introducing some key vocabulary to our children. 'Same' and 'different'. It was important that we ensured the children had a sound understanding before we started our enquiry. We also asked our children the question to see their response. As you can see 15 children thought we were the same.



Initially we looked at gender. We learned that we are not all the same because some of us are girls and some of us are boys. We collected our data using a pictogram during a small group maths activity. We followed on by looking at our eye colour, again we collected data but this time produced a tally chart.






We looked at our appearance. We discussed hair colour/style, eye colour, race and clothes etc.

We used a mirror to help us draw our self-portrait which we then used to create our own face using different multimedia.



After investigating and learning that we are all different in the sense of our appearance we decided to talk about our likes and dislikes. We shared our likes and dislikes with our friends and created a visual so that we can see that we don't all like the same things.





We brought in a photograph from home which included our families. We shared our photographs with our friends and talking about who was in each photo. We were lovely confident speakers in front of our friends.



We also used our world map. We know that we come from all over the world!!



We looked at houses and homes and discovered that we don't all live in a house. Some people live in a flat, others a bungalow etc. We designed our own homes and constructed them using lolly sticks. We attached inside a photograph of our family. We will use these for our 2023 calendars.







We used different construction materials to build our homes and during small group maths explored how we could build them using lolly sticks. We talked about the shapes we could see when making them. We then designed our lolly sticks and put them together.






We then investigated our height and quickly realised that we are all different. Some of us are taller/shorter than others. We explored 'big', 'small' and 'tall' and 'short' during our small group maths.

We then made a class height chart and recorded our heights. As you can see we vary. We will come back to the chart in July and record our height to see how much we have grown!



Following our enquiry 19 children now say no we are not the same.



Our final message...



**We are all**

**AMAZING!!!!**