


National Curriculum 2014

Scheme of Work

Art and Design



Statutory Requirements and school curriculum

Year Group	EYFS Development Matters
<u>Nursery</u> 	<ul style="list-style-type: none"> • Create closed shapes with continuous lines and begin to use these shapes to represent objects. • Draw with increasing complexity and details, such as representing a face with a circle and including details. • Use drawing to represent ideas like movement or loud noises. • Show different emotions in their drawings and paintings, like happiness, sadness, fear etc. • Explore colour and colour mixing



Additional school curriculum & photos:

Children within nursery have access to high quality art experiences through the use of both free flow child-initiated play and adult-led activities in which they have opportunities both indoors and outdoors. They are able to explore a range of materials such as clay, playdough, paint, chalk, junk modelling and print; as well as using natural materials.

Additional experiences include:

- Artwork for celebrations and occasions e.g. Christmas, Mother's Day



Year Group	EYFS Development Matters
<u>Reception</u>  	<ul style="list-style-type: none"> • Explore, use and refine a variety of artist effects to express their ideas and feelings. • Return to and build on their previous learning, refining ideas and developing their ability to represent them. • Create collaboratively, sharing ideas, resources and skills. Reception- Creating with Materials ELGs Children at the expected level of development will: <ul style="list-style-type: none"> • Safely use and explore a variety of materials, tools and techniques, experimenting with colour, design, texture, form and function. • Share their creations, explaining the process they have used. • Use a range of small tools, including scissors and paint brushes • Begin to show accuracy and care when drawing


Additional school curriculum & photos:

Children within Reception continue to have access to high quality art experiences through the use of both free flow child- initiated play and adult-led activities in which they have opportunities both indoors and outdoors. They are able to explore a range of materials such as clay, playdough, paint, chalk, junk modelling and print; as well as using natural materials.

Additional experiences include:

- Artist studies- Wassily Kandinsky
- Forest school
- Seven Stories project with schools from our Trust- displayed in Newcastle City Library
- Artwork for celebrations and occasions e.g. Christmas, Mother's Day




Year Group	NC Programme of study
Year 1 	Pupils should be taught to: <ul style="list-style-type: none"> to use a range of materials creatively to design and make products to use drawing, painting and sculpture to develop and share their ideas, experiences and imagination to develop a wide range of art and design techniques in using colour, pattern, texture, line, shape, form and space about the work of a range of artists, craft makers and designers, describing the differences and similarities between different practices and disciplines, and making links to their own work.


Additional school curriculum & photos:

Children within year 1 still have an element of free flow play initially to support the transition between key stages and therefore still have some opportunities to support their art development through child-led experiences. Children are also introduced to the Key Stage 1 Programme of Study and produce artwork linked with their topics.

Additional experiences include:

- Artist studies- Andy Goldsworthy
- Illustrator visit- Liz Million
- Artwork for celebrations and occasions e.g. Christmas, Mother's Day
- Producing artwork for display in Eldon Garden
- Using technology to produce artwork
- Arts Award Discover
- Key Stage 1 art club



Year Group	NC Programme of study
<u>Year 2</u> 	<ul style="list-style-type: none"> Pupils should be taught: to use a range of materials creatively to design and make products to use drawing, painting and sculpture to develop and share their ideas, experiences and imagination to develop a wide range of art and design techniques in using colour, pattern, texture, line, shape, form and space about the work of a range of artists, craft makers and designers, describing the differences and similarities between different practices and disciplines, and making links to their own work.


Additional school curriculum & photos:


Children in Year 2 continue to progress through the Key Stage 1 Programme of Study and produce a range of artwork linked with their topics and class readers. Children are able to use a range of materials and develop their skills particularly in painting, drawing and sculpture.

Additional experiences include:

- Artist studies- Piet Mondrian
- Illustrator visit- Liz Million
- Artwork for celebrations and occasions e.g. Christmas, Mother's Day
- Producing artwork for display in Eldon Garden
- Key Stage 1 art club

Children's artwork in Key Stage 1 is often inspired by their class readers. Below children produced carpets from "Mr Majeika" using the style of Mondrian and created shields for "Sir Scallywag".



Year Group	NC Programme of study
Year 3 	<p>Pupils should be taught to develop their techniques, including their control and their use of materials, with creativity, experimentation and an increasing awareness of different kinds of art, craft and design.</p> <p>Pupils should be taught:</p> <ul style="list-style-type: none"> to create sketch books to record their observations and use them to review and revisit ideas to improve their mastery of art and design techniques, including drawing, painting and sculpture with a range of materials [for example, pencil, charcoal, paint, clay] about great artists, architects and designers in history.


Additional school curriculum & photos:

Children in Year 3 have the opportunity to consolidate the skills they have learned throughout Key Stage 1 while also being introduced to the Programme of Study for Key Stage 2. Art is particularly linked with work in the creative curriculum topics and often taken from the children's interests. Children begin to gather ideas in sketchbooks.

Additional experiences include:

- Artwork for celebrations and occasions e.g. Christmas, Mother's Day
- Producing artwork for display in Eldon Garden
- Working with artists- Sally Southern local artist
- Visiting local galleries e.g. Baltic or events e.g. Great Exhibition of the North



Year Group	NC Programme of study
Year 4 	<p>Pupils should be taught to develop their techniques, including their control and their use of materials, with creativity, experimentation and an increasing awareness of different kinds of art, craft and design. Pupils should be taught:</p> <ul style="list-style-type: none"> to create sketch books to record their observations and use them to review and revisit ideas to improve their mastery of art and design techniques, including drawing, painting and sculpture with a range of materials [for example, pencil, charcoal, paint, clay] about great artists, architects and designers in history.

Additional school curriculum & photos:


Children in Year 4 start to revisit the objectives in the Programme of Study for Key Stage 2. Art is particularly linked with work in the creative curriculum topics and often taken from the children's interests.

Opportunities are provided for children to revisit skills to ensure progression and mastery and children continue to develop ideas in their sketchbooks.

Additional experiences include:

- Artwork for celebrations and occasions e.g. Christmas, Mother's Day
- Producing artwork for display in Eldon Garden
- Working with artists- Sally Southern local artist
- Visiting local galleries e.g. Baltic or events e.g. Great Exhibition of the North
- Linking art with themed events e.g. Spanish Day
- Looking at particular styles of art e.g. Pointillism
- Forest Schools
- Hodgkin Park photography



Year Group	NC Programme of study
Year 5 	<p>Pupils should be taught to develop their techniques, including their control and their use of materials, with creativity, experimentation and an increasing awareness of different kinds of art, craft and design.</p> <p>Pupils should be taught:</p> <ul style="list-style-type: none"> to create sketch books to record their observations and use them to review and revisit ideas to improve their mastery of art and design techniques, including drawing, painting and sculpture with a range of materials [for example, pencil, charcoal, paint, clay] about great artists, architects and designers in history.

Additional school curriculum & photos:

Children in Year 5 continue to revisit the skills in the Programme of Study for Key Stage 2 and begin using a wider range of media. Art continues to be linked with work in the creative curriculum topics and class readers, as well as children exploring the local area. Opportunities are provided for children to revisit skills to ensure progression and mastery and children continue to develop ideas in their sketchbooks and begin adding annotations.


Additional experiences include:

- Artwork for celebrations and occasions e.g. Christmas, Mother's Day
- Producing artwork for display in Eldon Garden
- Working with artists- press-print artist for Heritage England Project
- Visiting local galleries e.g. Baltic or events e.g. Great Exhibition of the North
- Artist studies- Pablo Picasso
- Producing artwork for Beechcroft Solicitors



Year Group	NC Programme of study
------------	-----------------------

Year 6



Pupils should be taught to develop their techniques, including their control and their use of materials, with creativity, experimentation and an increasing awareness of different kinds of art, craft and design. Pupils should be taught:

- to create sketch books to record their observations and use them to review and revisit ideas
- to improve their mastery of art and design techniques, including drawing, painting and sculpture with a range of materials [for example, pencil, charcoal, paint, clay]
- about great artists, architects and designers in history.

Additional school curriculum & photos:

Children in Year 6 continue to revisit the skills in the Programme of Study for Key Stage 2 and begin using a wider range of media which they have the opportunity to choose for themselves. Art continues to be linked with work in the creative curriculum topics and class readers. Opportunities are provided for children to revisit skills as they finish Key Stage 2 which ensure they have mastered them and ready to progress. Children continue to develop ideas in their sketchbooks and work on adding more detailed annotations.



Additional experiences include:

- Artwork for celebrations and occasions e.g. Christmas, Mother's Day
- Producing artwork for display in Eldon Garden
- Visiting local galleries e.g. Baltic or events e.g. Great Exhibition of the North
- Choosing their own media
- Seven Stories competition- redesign a book cover



Additional art opportunities across the whole school

School Council- Hodgkin Park Light Festival Project



Eldon Garden art display



Recycled Christmas tree competition



Spanish Day



Easter Egg competition



