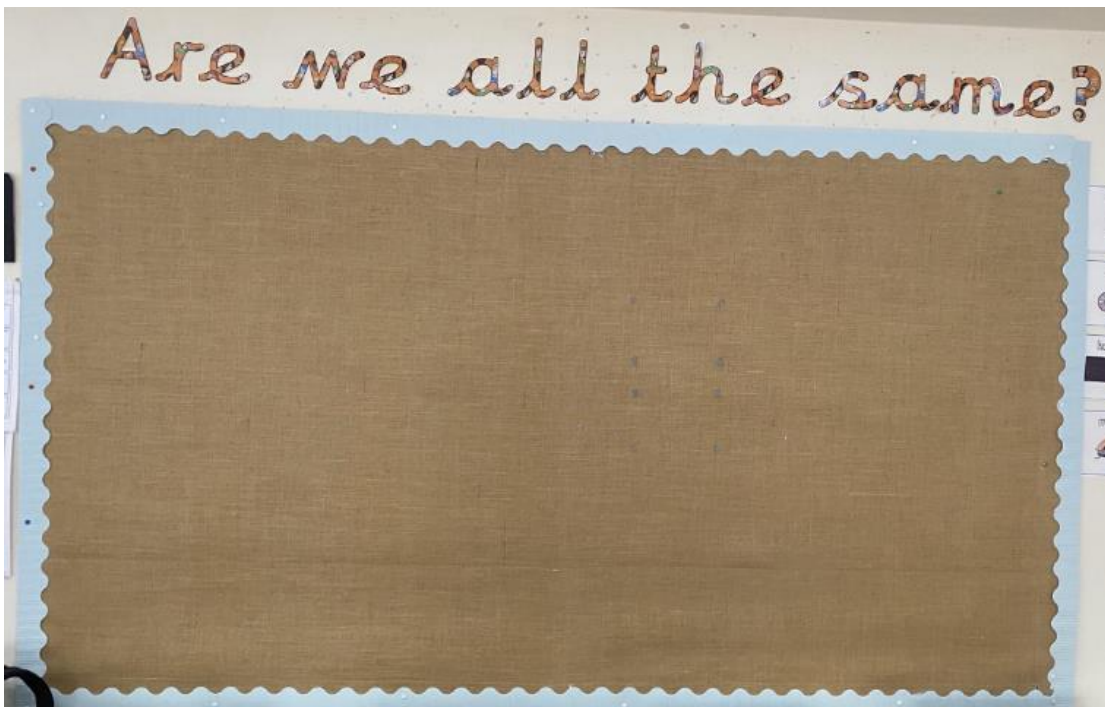


Nursery – Hedgehogs

Are we all the same?




We began our enquiry based learning by introducing some key vocabulary to our children. 'Same' and 'different'. It was important that we ensured the children had a sound understanding before we started our enquiry. We also asked our children the question to see their response. As you can see 20 children thought we were the same.




Are we all the same?	
<u>Yes</u>	<u>No</u>
20	5

To begin with we looked at gender. We learned that we are not all the same because some of us are boys and some of us are girls. We produced a pictogram for our data. We then followed on from this looking at our eye colour and we produced a tally chart.



	Boy	Girl
Total	10	16



Hedgehog Class Eye Colour	
 Brown	(19)
 Green	(2)
 Blue	(4)

We looked at our appearance. We discussed hair colour/style, eye colour, race and clothes etc.


We used a mirror to help us draw our self-portrait which we then used to create our own face using different multimedia.



After investigating and learning that we are all different in the sense of our appearance we decided to talk about our likes and dislikes. We shared our likes and dislikes with our friends and created a visual so that we can see that we don't all like the same things.




We brought in a photograph from home which included our families. We shared our photographs with our friends and talking about who was in each photo. We were lovely confident speakers in front of our friends.



We then decided to look at our world map. We noticed that we have friends that come from all over the world! We looked carefully at the map and different flags for each country. We learned that we live in the United Kingdom.



We became shape detectives and noticed each flag was also different. They had lots of shapes.




We then used 2D shapes to design our own flags. We carefully drew around the shapes and then coloured them in.



We looked at houses and homes and discovered that we don't all live in a house. Some people live in a flat, others a bungalow etc. We designed our own homes and constructed them using lolly sticks. We attached inside a photograph of our family. We will use these for our 2023 calendars.




For our final week, we looked at our height. To begin, during our maths small group times we made sure we had a good understanding of size. Some vocabulary we use includes 'big' and 'small', 'taller' and 'shorter'.



We wanted to know if we were all the same size so we created our very own height chart. We can see that we are all different heights and we will continue to grow at different paces.



We will record our heights again at the end of the year to see how much we have grown!



As you can see when we began our enquiry into the question "Are we all the same?" 20 children agreed that we were.

Towards the end of our enquiry 18 children now say no we are not the same.

*We are all
different BUT
everyone is
AMAZING!*

Our end product...

