

Year 2


Penguins

EBL photostory



We then used books and ipads to find out facts about the RNLI and Grace Darling to go into our RNLI leaflets.


Next, we discussed the skills needed to be RNLI engineers and lifeguards. We compared the skills needed and then evaluated which career we would rather take. Then we started to make our first drafts of the writing for our leaflets.




RNLI engineers

RNLI engineers should go so university because it's not that would not be able to fix some boats inside as a group there one boat but they need to have the boats because it's there was some color it would make sense and it would need to be known so the people would know who they had most life boats with have a sign plate under the boat and it will stop the boat bumping.

RNLI equipment



It's like
When you see on a jet and you can
only get 1 person the high speed 25 knots
but you can't see yourself so you can't
know RNLI it will have an extra part
so the person can get on.



You have to know how to live because
it's a good idea that you can see in danger
you have to be careful because... it's
the one that is the danger.

Later, we began making our leaflets, starting with the front cover and then moving on to using our final drafts for the writing sections of our RNLI careers leaflets. We made separate sections, as part of a group, that would later be combined into a group leaflet.



Finally, we collated the individual pieces into our group leaflets and shared them with the class. We are going to display our leaflets in our class to show to visitors and tell them about the mazing work of the RNLI and Grace Darling.

