

Squirrels EBL Spring 2022

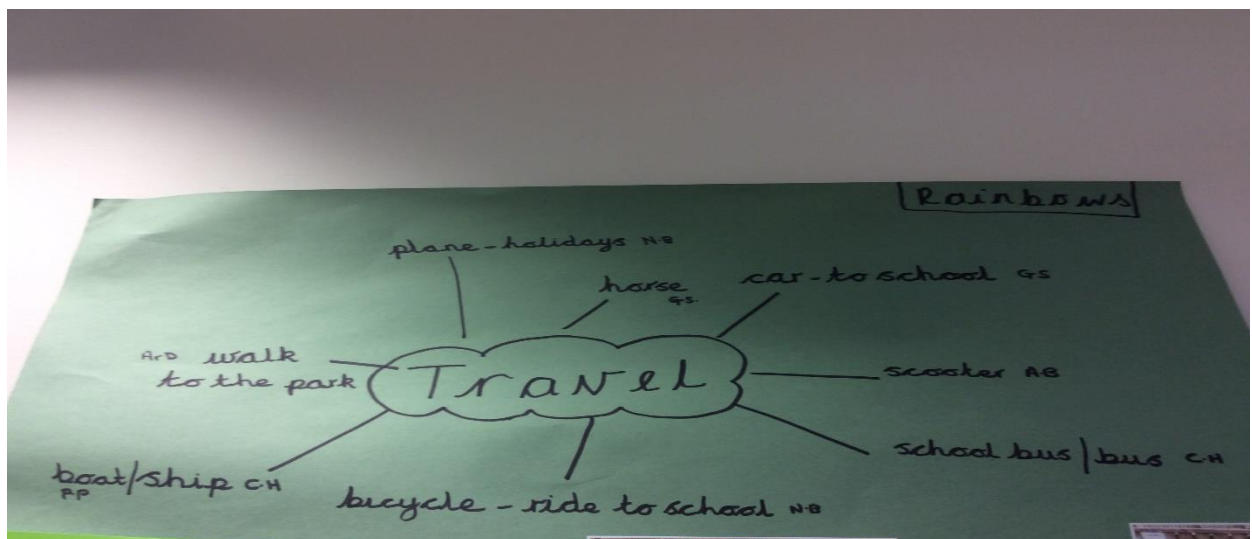
How do we travel?

We started off our enquiry based learning by asking the children

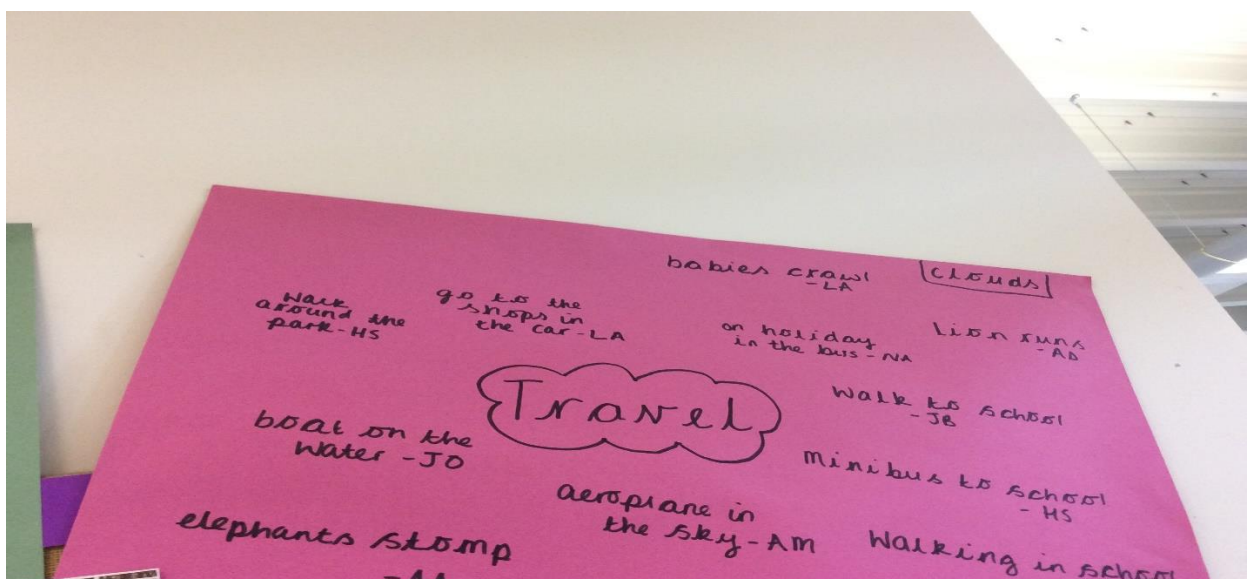
‘How do we travel?’

We explored the question over this term with the children by looking at themselves, babies, children and adults, how they travel to school, how we can travel outside of school, travel by land, sea and air and people who operate transport.

Here is what we did and what we found out.



First we created a mind map of what the children understood by travel. We used the word ‘move’ to support their understanding.



We read the story 'What the ladybird heard' and looked at the map.



The children practised their cutting skills to cut out pictures of animals to recreate the route that the burglars took to get to the prize cow at the farm. We used language like: up, down, around, next to when describing the route.



The children have explored ways of travelling outside in the Nursery area, during music and in the gym. They utilised words like: crawl, walk, slide, climb, bounce, run, jump, hop, skip, wiggle, spin, dance, stomp, march and ride.



We talked about the ways in which we travel to and from school and created a pictogram. All the children could say how they come and go from school each day.



We have been exploring transport through art and design and the children recreated cars and boats using different materials and talked about the parts of the different vehicles.




We used the construction toys and small world toys to make different types of transport and explored how they moved.



We looked at how we can travel by land, sea and air and the children grouped transport into the three categories and the children are becoming secure in the names of different types of transport.





We also recreated types of transport on the computers improving our mouse skills.





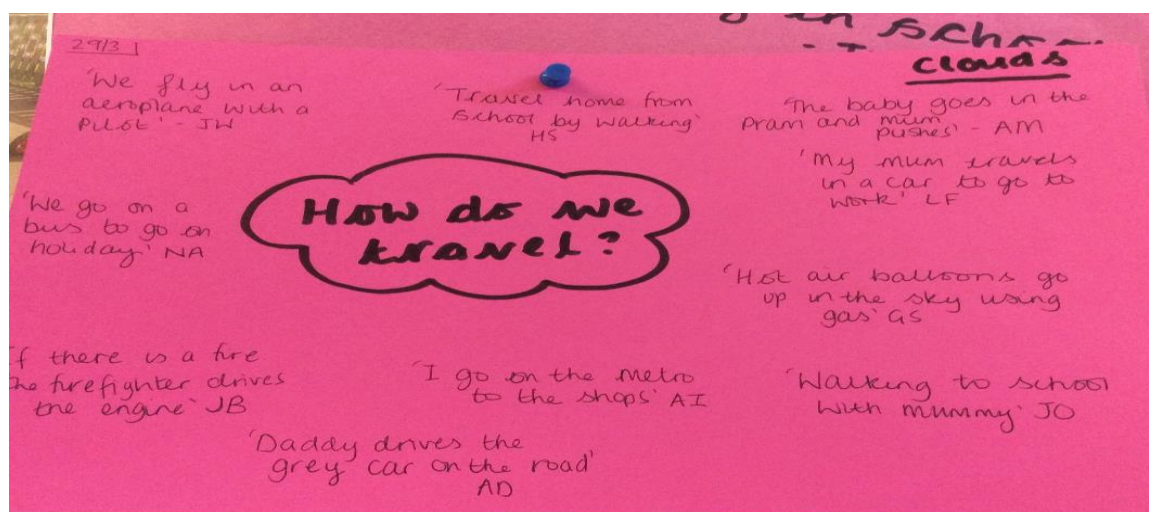

We have been singing lots of songs and reading stories about travel and the squirrels were keen to explore things that fly so we looked at rockets and hot air balloons. We looked at how things fly and the different shapes we could see, we talked about the materials we could use for parts of the balloon like the ropes, basket and the balloon and created our own.



We talked about the people who would drive the different types of transport and linked it to the vehicles they would drive.



As we were coming to the end of our topic, we asked the children our topic question again to see what the responses would be this time. They were excited and keen to share all the new vocabulary they had been learning over the half term!



In our final week we took a trip out in the school mini bus and explored the types of travel we could see on our route to the Quayside. The children saw lots of different types of ways to travel: Cars, motorbikes, vans, people walking, people cycling, scooters, lorries, excavators, cranes, buses, boats, fire engines, police vans and cars and an ambulance.



Our end product:



