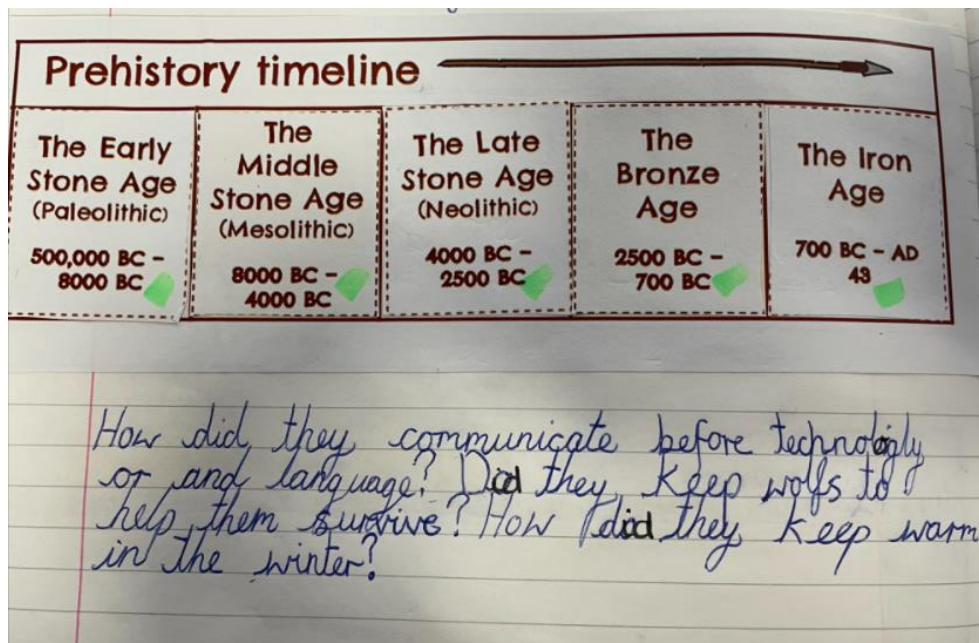
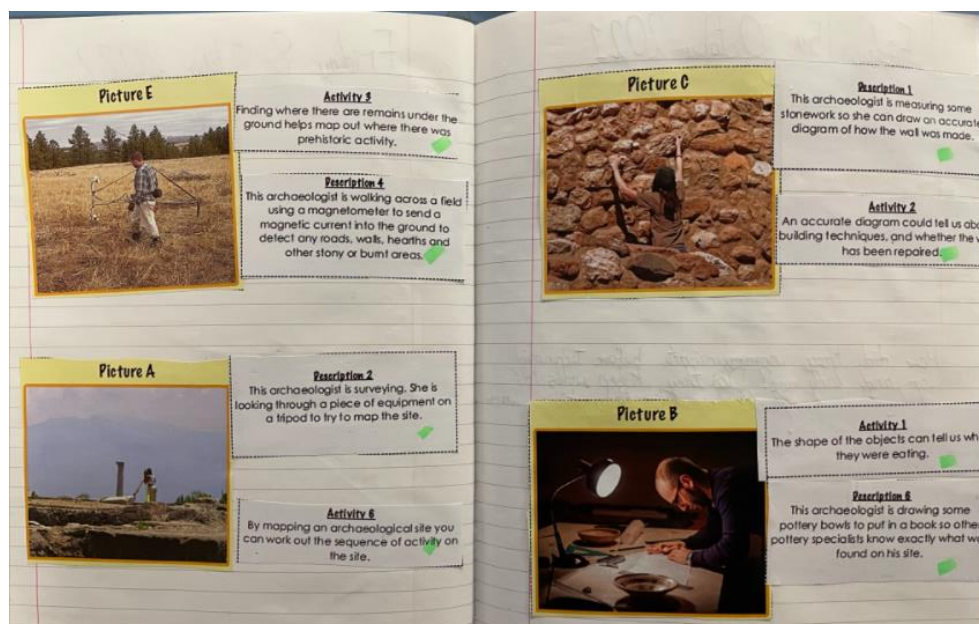


Y4 Honeybees Enquiry based learning photo story

Which prehistoric time period would you prefer to live in?



We began by learning about what prehistory means and looking at where it fits on the timeline. We thought of some questions that we wanted to find out.




We found out about the job of an archaeologist and how they find out about what prehistoric life was like.

	Palaeolithic	Mesolithic	Neolithic
Dates:	70,000BC - 10,000BC	10,000BC - 4,500BC	4,500BC - 2,300BC
What was the shelter like?	The shelters were tents and caves made of sticks, leaves and animal fur.	The shelters were the caves, tipis and tents. It was nicer than being.	The shelters were rectangular houses. ↳ What did they have inside? ↳ They had bed and shelves.
What animals were there?	Rhinos, hippos, lions, elephants lived then. Woolly mammoths were quite rare.	Deer, wild pigs, aurochs, big bull.	They domesticated these animals and planted crops. ↳ Which animals? Such as bulls, sheep, goats, animals?
How did people get food and what did they eat?	They ate meat from animals and plants by hunting. They also gathered berries too.	1 They hunted for meat and picked berries and bugs. 2 They ate deer, wild pigs, bulls and berries.	They could get their own food from their crops. ↳ their
Any other facts:	Palaeolithic comes from ancient Greek. • They had bones and teeth for jewellery. *Palaeolithic *Greek	They made canoes and other weapons like spears and knives and made wild dogs as pets.	They built monuments and they started to get a bit modern. They still used remain from animals.

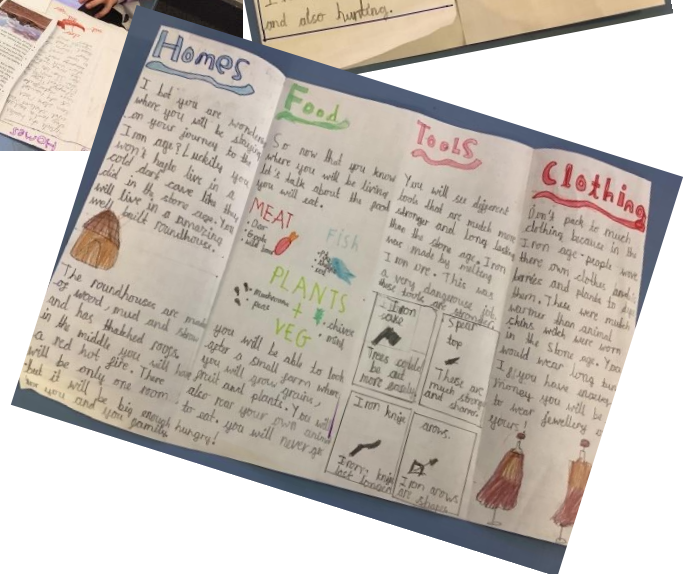
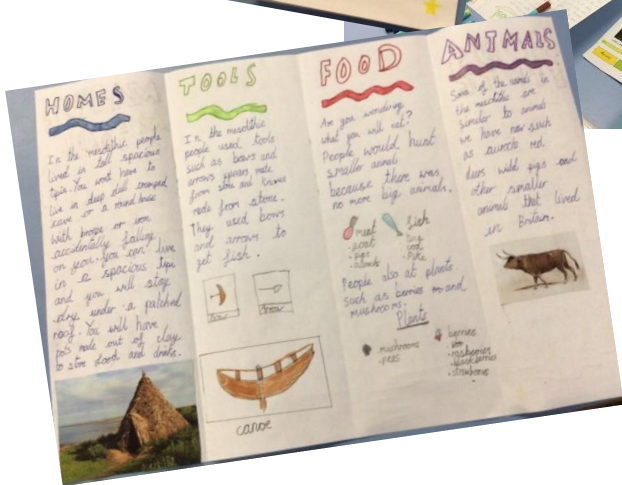
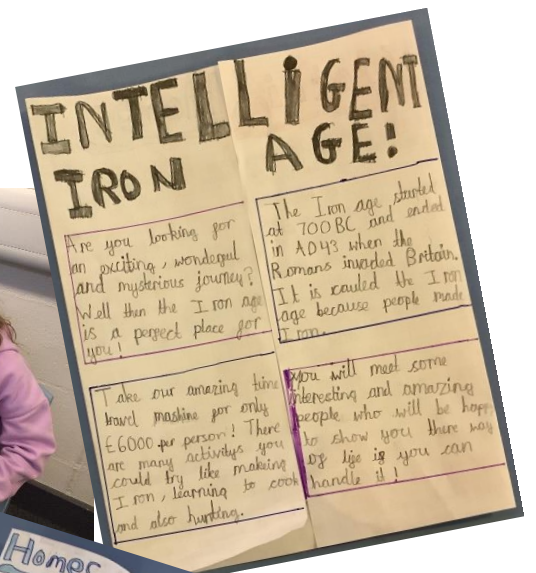
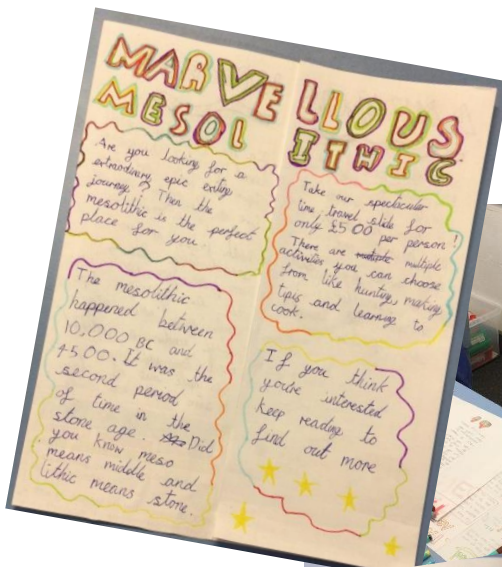
We used non-fiction texts to find out about the Stone Age, Bronze Age and Iron Age. Each lesson we discussed how life changed and thought about the pros and cons of living in each time period, beginning to think about our enquiry question.



We found out about what people ate during each time period by looking at evidence which has been found by archaeologists. We found this very interesting!



Once we had thought carefully about all of the information we had found out we decided which time period we would prefer to live in. We then worked in mixed ability pairs to carry out further research on the iPads.



We pulled all of our knowledge together to create a persuasive leaflet in the style of a holiday brochure, to tell people all about our chosen time period and why they should visit.