



Beatriz Milhazes KNOWLEDGE ORGANISER



Biography

- Beatriz Milhazes is a Brazillian artist.
- Beatriz is known for her vibrant kaleidoscope collages, abstract paintings and prints.
- She is influenced by the tropical flowers and plants near her home in Brazil, and also the carnivals and culture of Brazil.
- She uses these inspiring places and experiences, turning them into bright, clashing colours or simple shapes.
- Mihazes visited lots of museums as a girl and was greatly inspired by the artist Matisse.
- She has created colourful windows, decorated London Underground stations and exhibited her work on canvases too.



-Milhazes was born in 1960 in Rio De Janero – Brazil.




Significant Works

Phebo (2004)		-
Crambola 2006		-
Crambola 2008		-

Key Vocabulary

- Milhazes
- Matisse
- Brazil
- Carnivals
- Collage
- Kaleidoscope
- Caligraph
- Layer
- Texture
- Printing
- Atmosphere
- Mood

Styles and Techniques

Collage	<p>- Beatriz Milhazes uses shapes in different sizes and overlaps them to create images. She uses coloured papers, sweet wrappers, food packaging, plastic and paints to create her images.</p> <p>-She repeats circles, squares, stripes, flowers and other simple shapes throughout her work.</p>	 
Collagraphs	<p>-Milhazes uses and creates collagraphs to print. She creates raised patterns onto a surface in order to create her own printing stamp. She then uses these both in her paintings and collage art.</p>	

How do I make a collage like Milhazes?

Step 1: Begin to cut some simple shapes in different sizes out of varied different materials. Squares, circles and rectangles.

Step 2: Fold, twist, curl your shapes to create new shapes and new textures.

Step 3: Begin to arrange your shapes on your animal image – use over lapping and layering techniques to create new textures and patterns.

Step 4: Create a collagraph using card. Create a raised pattern using card, lolly sticks and pipe cleaners.

Step 5: Use the collagraph to print a pattern over your completed collage piece to give it more texture, colour and shape.

Things you'll need: Coloured paper, card and materials, scissors, glue and paint.

Can you create a collage in the style of Beatriz Milhazes?

