



National Curriculum 2014

Scheme of Work

Art and Design



Statutory Requirements and school curriculum

Year Group	NC Programme of study
<p data-bbox="204 300 308 329">Nursery</p> 	<p data-bbox="659 300 879 324">Development Matters</p> <ul data-bbox="708 331 1374 448" style="list-style-type: none"> • Experiments with blocks, colours and marks. • Beginning to make-believe by pretending. • Beginning to use representation to communicate, e.g. drawing a line and saying 'That's me.' <p data-bbox="659 479 879 504">Development Matters</p> <ul data-bbox="708 510 1385 719" style="list-style-type: none"> • Explores colour and how colours can be changed. • Understands that they can use lines to enclose a space, and then begin to use these shapes to represent objects. • Beginning to be interested in and describe the texture of things. • Uses various construction materials. • Captures experiences and responses with a range of media, such as music, dance and paint and other materials or words.


Additional school curriculum & photos:

Children within nursery have access to high quality art experiences through the use of both free flow child-initiated play and adult-led activities in which they have opportunities both indoors and outdoors. They are able to explore a range of materials such as clay, playdough, paint, chalk, junk modelling and print; as well as using natural materials.

Additional experiences include:

- Artwork for celebrations and occasions e.g. Christmas, Mother's Day



Year Group	NC Programme of study
<p>Reception</p> 	<p>Development Matters</p> <ul style="list-style-type: none"> • Explores what happens when they mix colours. • Chooses particular colours to use for a purpose. • Experiments to create different textures. • Understands that different media can be combined to create new effects. • Manipulates materials to achieve a planned effect. • Create simple representations of events, people and objects. <p>Development Matters They safely use and explore a variety of materials, tools and techniques, experimenting with</p> <ul style="list-style-type: none"> • colour, • design, • texture, • form • and function <p>They represent their own ideas, thoughts and feelings through</p> <ul style="list-style-type: none"> • design and technology, • art, • music, • dance, • role play • and stories


Additional school curriculum & photos:

Children within Reception continue to have access to high quality art experiences through the use of both free flow child- initiated play and adult-led activities in which they have opportunities both indoors and outdoors. They are able to explore a range of materials such as clay, playdough, paint, chalk, junk modelling and print; as well as using natural materials.

Additional experiences include:

- Artist studies- Wassily Kandinsky
- Forest school
- Seven Stories project with schools from our Trust- displayed in Newcastle City Library
- Artwork for celebrations and occasions e.g. Christmas, Mother's Day





- Using technology to produce artwork
- Arts Award Discover
- Key Stage 1 art club



Year Group

Year 2



NC Programme of study

- Pupils should be taught:
 - to use a range of materials creatively to design and make products
 - to use drawing, painting and sculpture to develop and share their ideas, experiences and imagination
 - to develop a wide range of art and design techniques in using colour, pattern, texture, line, shape, form and space
 - about the work of a range of artists, craft makers and designers, describing the differences and similarities between different practices and disciplines, and making links to their own work.


Additional school curriculum & photos:

Children in Year 2 continue to progress through the Key Stage 1 Programme of Study and produce a range of artwork linked with their topics and class readers. Children are able to use a range of materials and develop their skills particularly in painting, drawing and sculpture.

Additional experiences include:


- Artist studies- Piet Mondrian
- Illustrator visit- Liz Million
- Artwork for celebrations and occasions e.g. Christmas, Mother's Day
- Producing artwork for display in Eldon Garden
- Key Stage 1 art club

Children's artwork in Key Stage 1 is often inspired by their class readers. Below children produced carpets from "Mr Majeika" using the style of Mondrian and created shields for "Sir Scallywag".



Year Group

Year 3



NC Programme of study

Pupils should be taught to develop their techniques, including their control and their use of materials, with creativity, experimentation and an increasing awareness of different kinds of art, craft and design.

Pupils should be taught:

- to create sketch books to record their observations and use them to review and revisit ideas
- to improve their mastery of art and design techniques, including drawing, painting and sculpture with a range of materials [for example, pencil, charcoal, paint, clay]
- about great artists, architects and designers in history.


Additional school curriculum & photos:


Children in Year 3 have the opportunity to consolidate the skills they have learned throughout Key Stage 1 while also being introduced to the Programme of Study for Key Stage 2. Art is particularly linked with work in the creative curriculum topics and often taken from the children's interests. Children begin to gather ideas in sketchbooks.

Additional experiences include:

- Artwork for celebrations and occasions e.g. Christmas, Mother's Day
- Producing artwork for display in Eldon Garden
- Working with artists- Sally Southern local artist
- Visiting local galleries e.g. Baltic or events e.g. Great Exhibition of the North





Year Group	NC Programme of study
<p>Year 4</p> 	<p>Pupils should be taught to develop their techniques, including their control and their use of materials, with creativity, experimentation and an increasing awareness of different kinds of art, craft and design. Pupils should be taught:</p> <ul style="list-style-type: none">▪ to create sketch books to record their observations and use them to review and revisit ideas▪ to improve their mastery of art and design techniques, including drawing, painting and sculpture with a range of materials [for example, pencil, charcoal, paint, clay]▪ about great artists, architects and designers in history.

Additional school curriculum & photos:

Children in Year 4 start to revisit the objectives in the Programme of Study for Key Stage 2. Art is particularly linked with work in the creative curriculum topics and often taken from the children’s interests. Opportunities are provided for children to revisit skills to ensure progression and mastery and children continue to develop ideas in their sketchbooks.


Additional experiences include:

- Artwork for celebrations and occasions e.g. Christmas, Mother’s Day
- Producing artwork for display in Eldon Garden
- Working with artists- Sally Southern local artist
- Visiting local galleries e.g. Baltic or events e.g. Great Exhibition of the North
- Linking art with themed events e.g. Spanish Day
- Looking at particular styles of art e.g. Pointillism
- Forest Schools
- Hodgkin Park photography



Year Group

Year 5



NC Programme of study

Pupils should be taught to develop their techniques, including their control and their use of materials, with creativity, experimentation and an increasing awareness of different kinds of art, craft and design.

Pupils should be taught:

- to create sketch books to record their observations and use them to review and revisit ideas
- to improve their mastery of art and design techniques, including drawing, painting and sculpture with a range of materials [for example, pencil, charcoal, paint, clay]
- about great artists, architects and designers in history.

Additional school curriculum & photos:

Children in Year 5 continue to revisit the skills in the Programme of Study for Key Stage 2 and begin using a wider range of media. Art continues to be linked with work in the creative curriculum topics and class readers, as well as children exploring the local area. Opportunities are provided for children to revisit skills to ensure progression and mastery and children continue to develop ideas in their sketchbooks and begin adding annotations.


Additional experiences include:

- Artwork for celebrations and occasions e.g. Christmas, Mother's Day
- Producing artwork for display in Eldon Garden
- Working with artists- press-print artist for Heritage England Project
- Visiting local galleries e.g. Baltic or events e.g. Great Exhibition of the North
- Artist studies- Pablo Picasso
- Producing artwork for Beechcroft Solicitors



Year Group

Year 6



NC Programme of study

Pupils should be taught to develop their techniques, including their control and their use of materials, with creativity, experimentation and an increasing awareness of different kinds of art, craft and design. Pupils should be taught:

- to create sketch books to record their observations and use them to review and revisit ideas
- to improve their mastery of art and design techniques, including drawing, painting and sculpture with a range of materials [for example, pencil, charcoal, paint, clay]
- about great artists, architects and designers in history.

Additional school curriculum & photos:

Children in Year 6 continue to revisit the skills in the Programme of Study for Key Stage 2 and begin using a wider range of media which they have the opportunity to choose for themselves. Art continues to be linked with work in the creative curriculum topics and class readers. Opportunities are provided for children to revisit skills as they finish Key Stage 2 which ensure they have mastered them and ready to progress. Children continue to develop ideas in their sketchbooks and work on adding more detailed annotations.



Additional experiences include:

- Artwork for celebrations and occasions e.g. Christmas, Mother's Day
- Producing artwork for display in Eldon Garden
- Visiting local galleries e.g. Baltic or events e.g. Great Exhibition of the North
- Choosing their own media
- Seven Stories competition- redesign a book cover



Additional art opportunities across the whole school

School Council- Hodgkin Park Light Festival Project



Eldon Garden art display



Recycled Christmas tree competition



Spanish Day



Easter Egg competition

